

PLANTER ATTACHMENTS

CLOSING WHEELS



WHY SHOULD I WORRY ABOUT CLOSING WHEELS?

Closing the seed trench and optimizing seed-to-soil contact is essential for uniform emergence, which leads to higher yields. This is achieved by filling the seed trench from the bottom to the top and firming the soil while eliminating air pockets. Open slots also allow herbicides and insects like slugs direct access to the seed, causing injury. When planting conditions are not ideal, closing wheels are needed to crush or collapse the sidewall to help eliminate tomahawk roots that cause root restriction and yield loss.



WHICH CLOSING WHEELS ARE THE BEST?

PFR data indicates that the proper closing wheel varies depending on your soil type and planting conditions. However, nearly all after-market closing wheels have performed better than the two solid rubber wheels that come standard on most planters.

CLOSING WHEEL	SCHAFFERT ZIPPER™		COPPERHEAD AG FURROW CRUISER®		S.I. DISTRIBUTING FINGER-TILL		YETTER POLY TWISTER		SCHAFFERT MOHAWK™	
	Corn	Soybean	Corn	Soybean	Corn	Soybean	Corn	Soybean	Corn	Soybean
PFR PROVEN BU./A. ADVANTAGE	3.1	--	3.8	1.7	2.7	1.6	5.1	2.5	3.6	1.3
WEIGHT	7.6 lb.		3.7 lb.		16.2 lb.		5.0 lb.		6.0 lb.	
TILLAGE SYSTEM	Any		Any		No-Till		Any		Any	
YEARS TESTED	3		3		3		3		3	
COMPANY	Schaffert		Copperhead Ag		S.I. Distributing		Yetter		Schaffert	

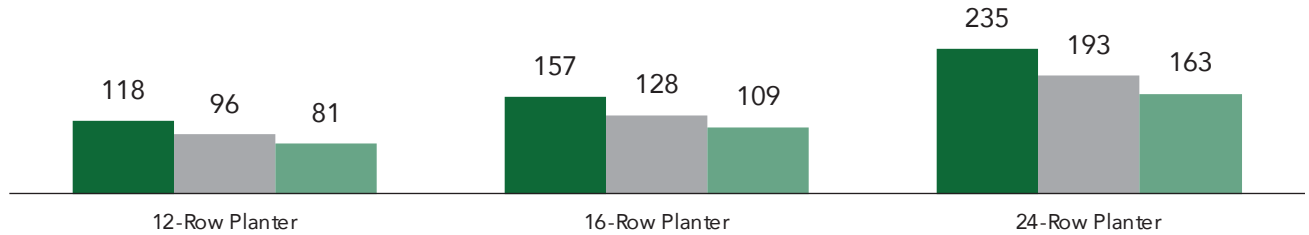
PLANTER ATTACHMENTS

CLOSING WHEEL ACRES TO PAY OFF

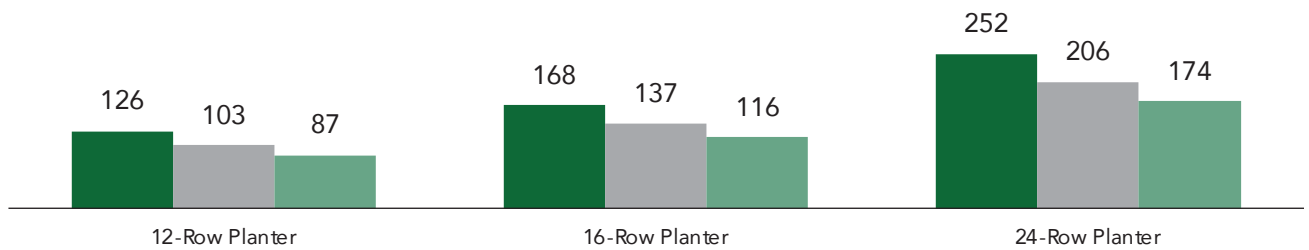


Acres to pay off uses the price of the specific closing wheel, the corn price, and the Bu./A. advantage for each closing wheel. In the charts below, a smaller number means the closing wheel "pays for itself" more quickly.

YETTER POLY TWISTER



SCHAFFERT MOHAWK™



Corn Prices: ■ \$4.50/Bu. ■ \$5.50/Bu. ■ \$6.50/Bu.

FIGURE YOUR ACRES TO PAY OFF

Multiply the bushels gained by your corn commodity price (net return) and then divide the total cost of the planter attachments by your net return.

Example: Adding Yetter Poly Twisters to a 16-Row Corn Planter

- Corn Commodity Price: \$6.50/Bu.
- Yetter Poly Twister Yield Gain = 5.1 Bu./A.
- Yetter Poly Twisters Cost: \$225/Row x 16 rows = \$3,600
- 5.1 Bu./A. x \$6.50 = \$33.15/A. (Net Return)
- \$3,600 / \$33.15 = 109 acres to pay off



Scan the QR code to watch a video on closing wheel adjustment.

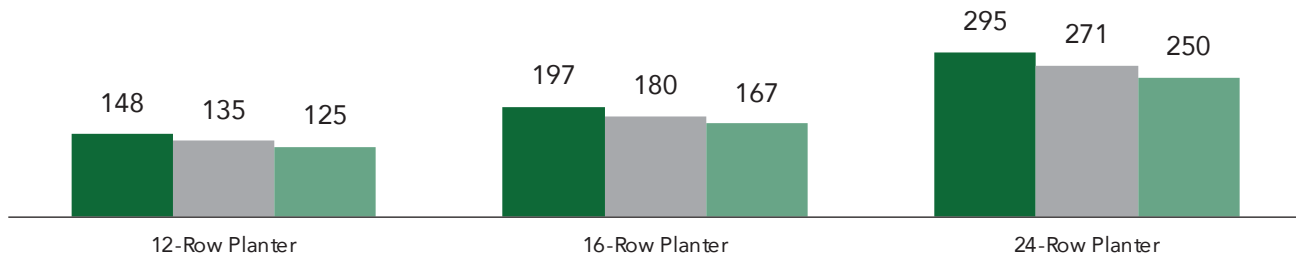
PLANTER ATTACHMENTS

CLOSING WHEEL ACRES TO PAY OFF

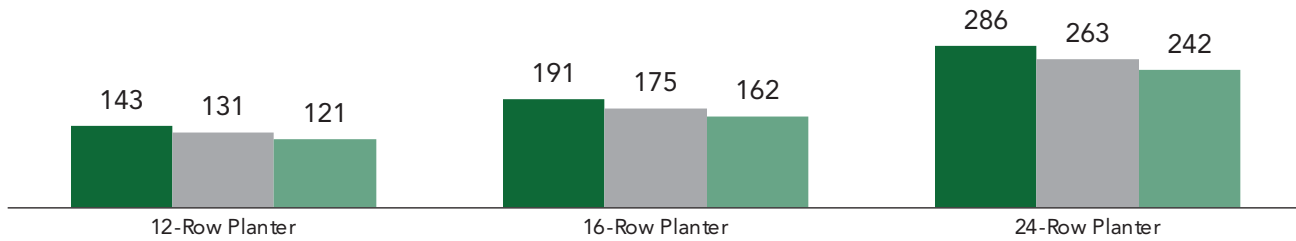


Acres to pay off uses the price of the specific closing wheel, the soybean price, and the Bu./A. advantage for each closing wheel. In the charts below, a smaller number means the closing wheel "pays for itself" more quickly.

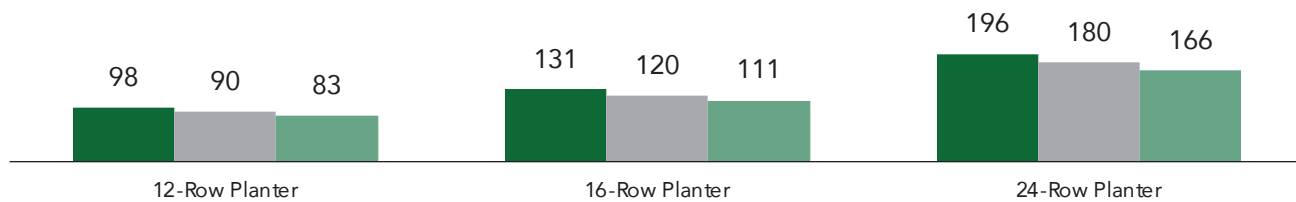
COPPERHEAD AG FURROW CRUISER®



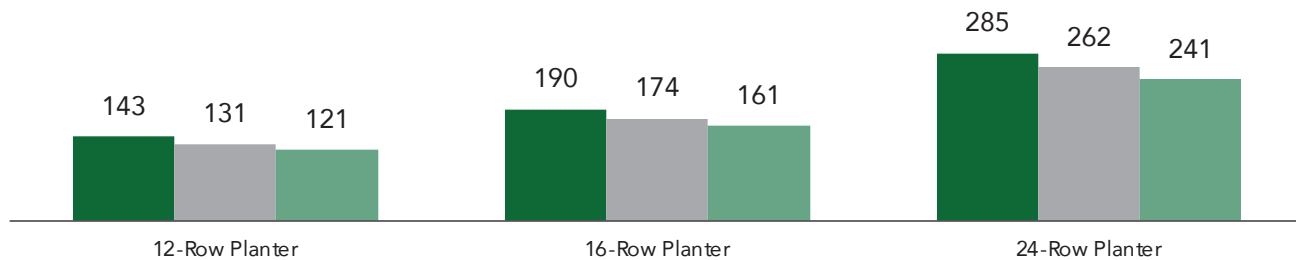
S.I. DISTRIBUTING FINGER-TILL



YETTER POLY TWISTER



SCHAFFERT MOHAWK™



Soybean Prices: ■ \$11.00/Bu. ■ \$12.00/Bu. ■ \$13.00/Bu.