



2967-101A  
RESIDUE MANAGER WHEEL ASSEMBLY  
2565-367\_REV\_F 02/2023



**YETTER MANUFACTURING CO.**

*FOUNDED 1930*

Colchester, IL 62326-0358

Toll free: 800/447-5777

309/776-3222 (Fax)

Website: [www.yetterco.com](http://www.yetterco.com)

E-mail: [info@yetterco.com](mailto:info@yetterco.com)

**YETTER**

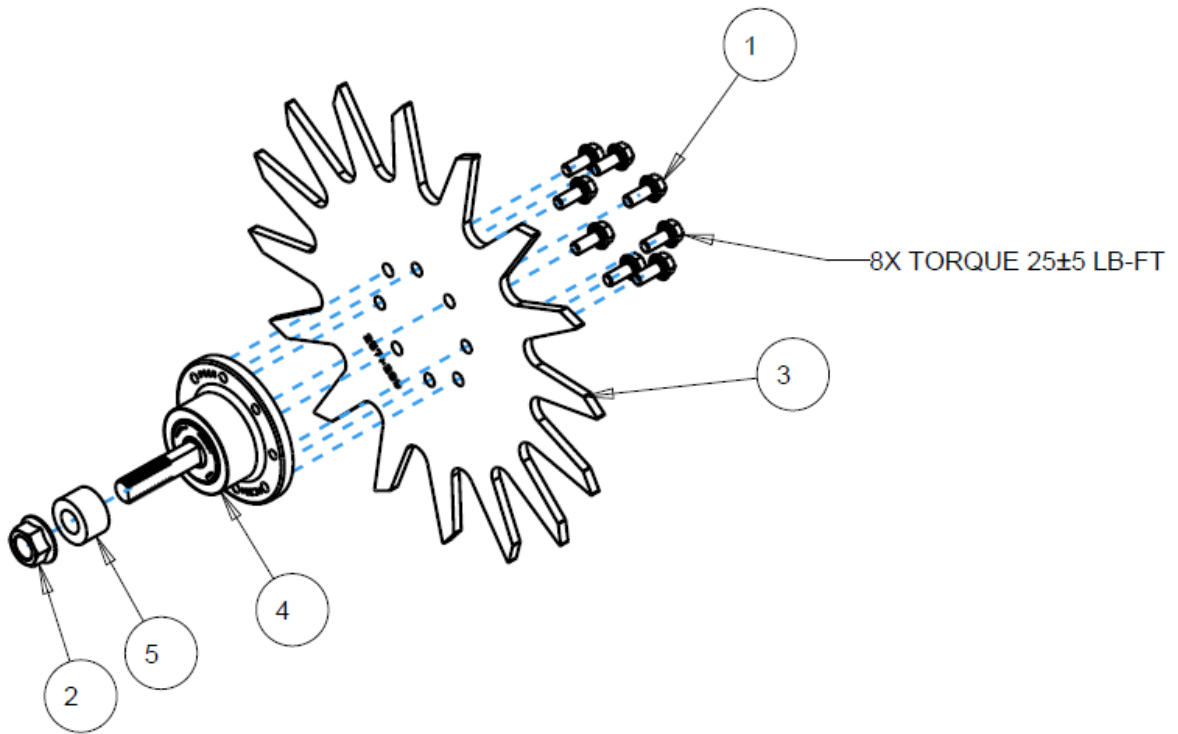
# INSTALLATION

1. Be sure to install the 3/4" spacers when assembling the spoke wheel and bearing assembly. Using the 5/8" lockwasher and nut, secure the wheel to the bracket. Torque 180 ft.lbs.

## **MAINTENANCE**

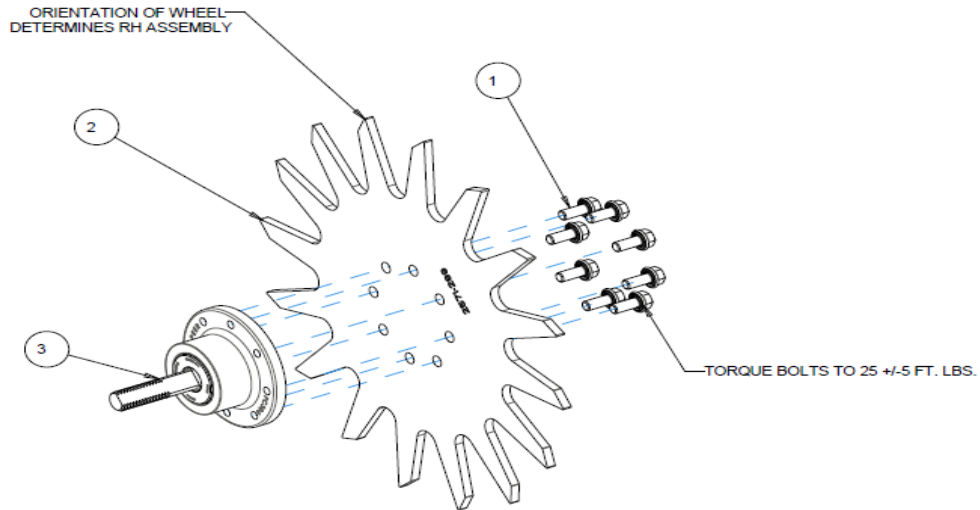
After a few hours use, check all bolts to make sure they are tight.

# PARTS IDENTIFICATION 2967-101A



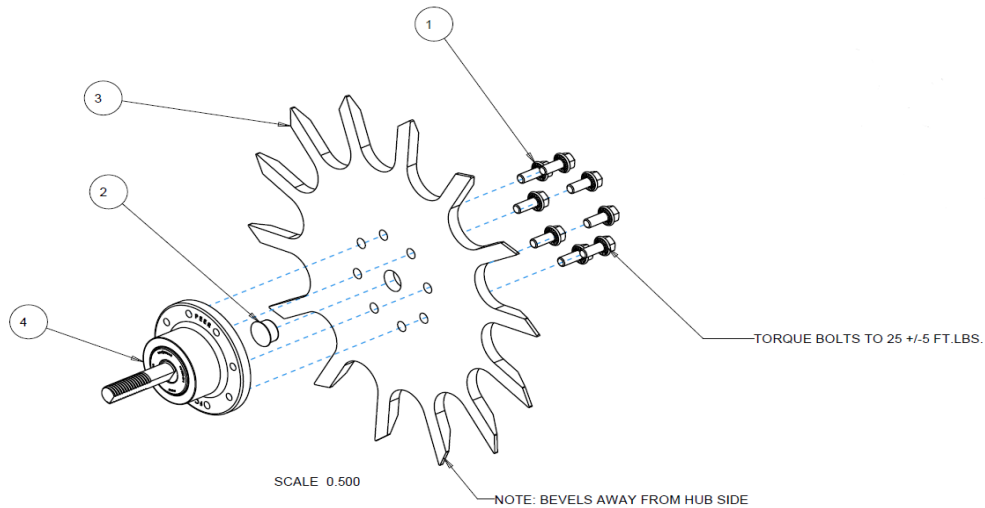
ITEM	PART NO.	DESCRIPTION	QTY
1	2502-220	5/16-18 ¾ HHFS GRADE 5	8
2	2520-465	5/8-11 FLANGE NUT GRADE 8	1
3	2571-289	13" TAPER TOOTH SPOKE WHEEL 8 BOLT	1
4	2965-501	HUB ASSEMBLY 2.406" SPINDLE	1
5	2967-302	SPACER ¾"	1

**PARTS IDENTIFICATION**  
**2966-102 RIGHT HAND SPOKE WHEEL (SHOWN)**  
**2966-103 LEFT HAND SPOKE WHEEL**



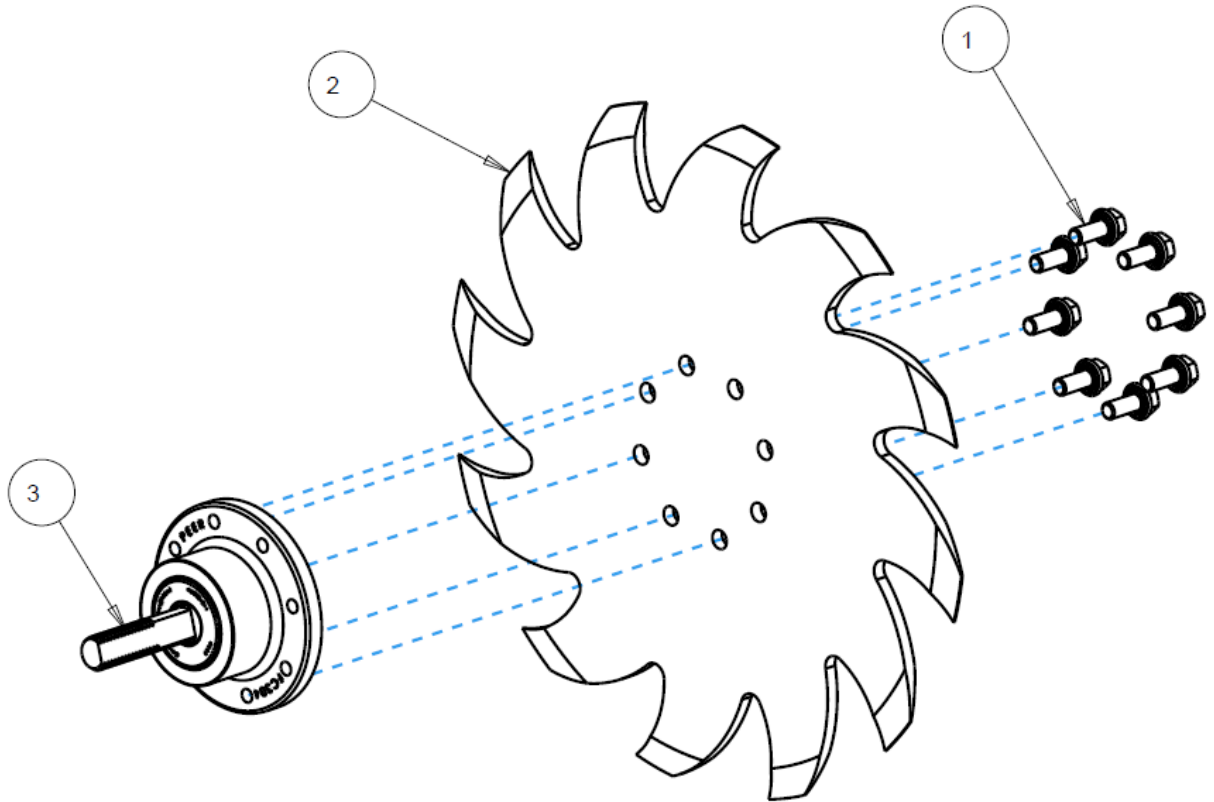
ITEM	PART NO.	DESCRIPTION	QTY
1	2502-220	5/16-18 X 3/4 HHFS GR5 ZP	8
2	2571-289	13" TAPER TOOTH SPOKE WHEEL, 8 BOLT	1
3	2965-501	HUB ASSEMBLY, 2.406 SPINDLE	1

**2966-102-BW RIGHT HAND BEVELED WHEEL (SHOWN)**  
**2966-103-BW LEFT HAND BEVELED WHEEL**



ITEM	PART NO.	DESCRIPTION	QTY
1	2502-220	5/16-18 X 3/4 HHFS GR5 ZP	8
2	2570-994	BEVEL WHEEL CENTER HOLE PLUG	1
3	2571-287-R	13" BEVEL WHEEL, 8 BOLT, RH	1
4	2965-501	HUB ASSEMBLY, 2.406 SPINDLE	1

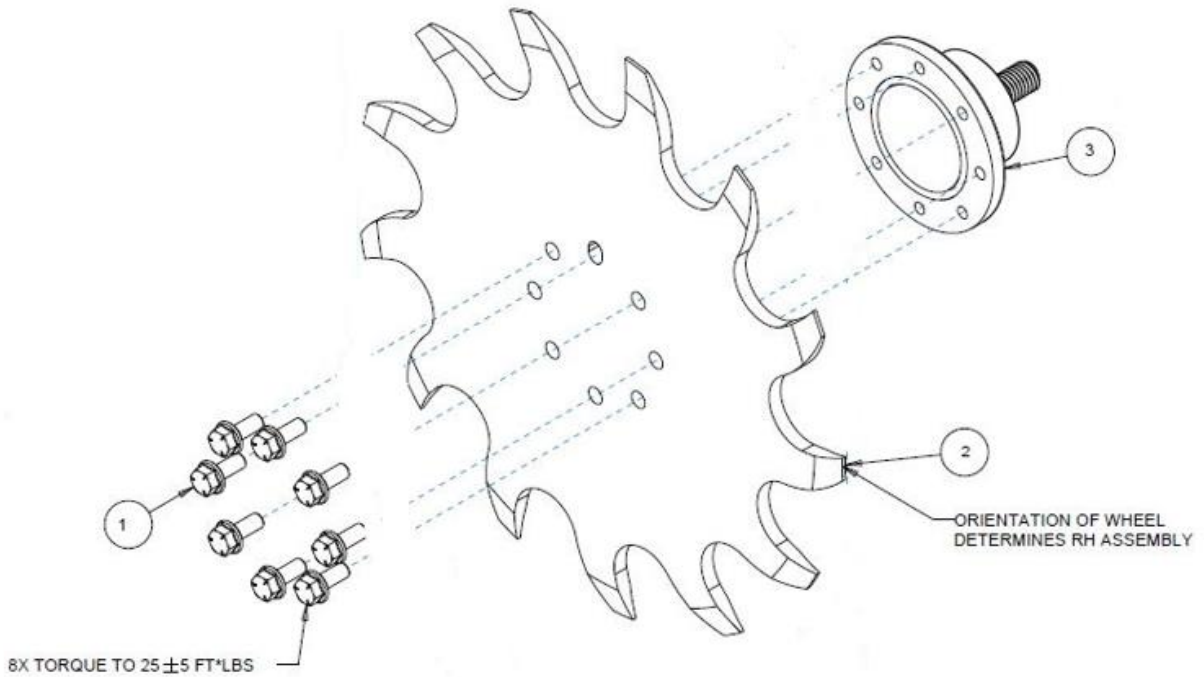
**PARTS IDENTIFICATION**  
**2966-102-ST RIGHT HAND SHARK WHEEL (SHOWN)**  
**2966-103-ST LEFT HAND SHARK WHEEL**



ITEM	PART NO.	DESCRIPTION	QTY
1	2502-220	5/16-18 X 3/4 HHFS GR5 ZP	8
2	2571-286	SHARKTOOTH WHEEL, 8 BOLT	1
3	2965-501	HUB ASSEMBLY, 2.406 SPINDLE	1

# PARTS IDENTIFICATION

## 2966-102-STF RIGHT HAND SHARKTOOTH FINGER WHEEL ASSEMBLY



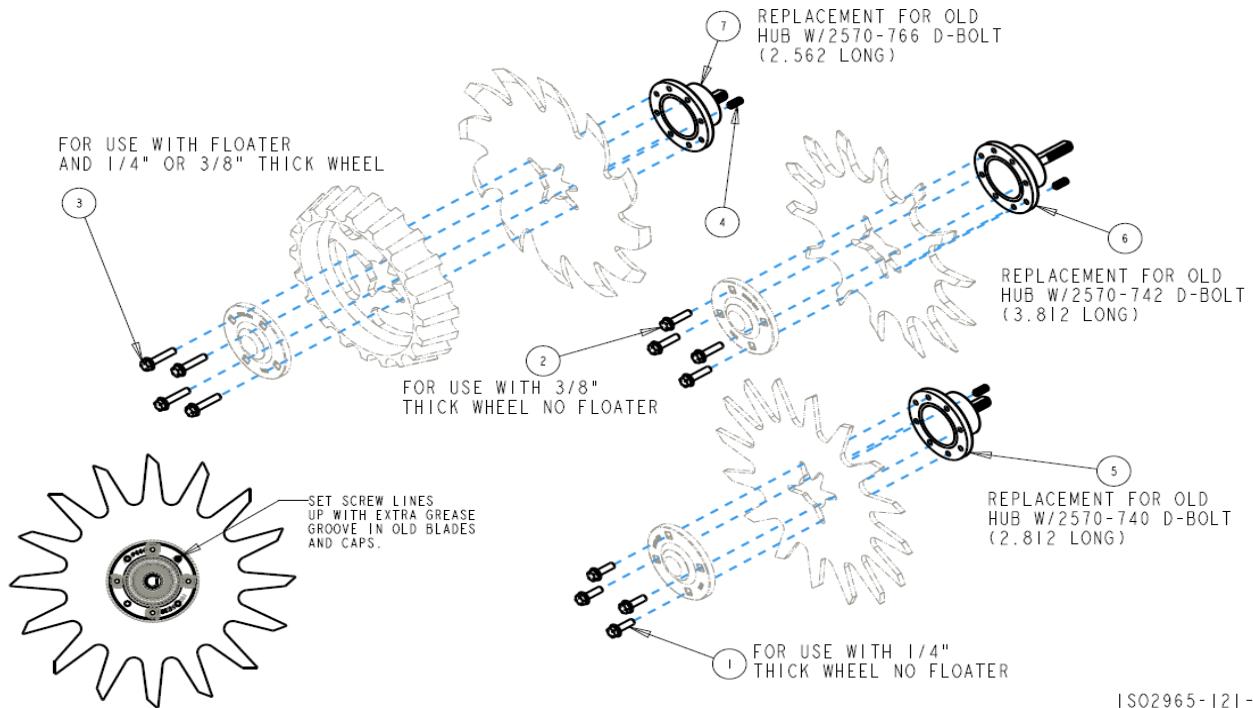
ITEM	QTY	PART NO.	DESCRIPTION
1	8	2502-220	5/16-18 X 3/4 HHFS BOLT GR5
2	1	2571-600	SHARKTOOTH FINGER WHEEL
3	1	2965-501	HUB ASSEMBLY 2.406" SPINDLE

## FIELD SERVICE KITS

2965-119 - SERVICE KIT FOR 2570-740-2.812 D-BOLT

2965-120 - SERVICE KIT FOR 2570-742-3.812 D-BOLT

2965-121 - SERVICE KIT FOR 2570-766-2.562 D-BOLT



ISO2965-121-2

ITEM	PART NO	DESCRIPTION	QTY
1	2502-221	5/16-18 X 1 HHFS GRADE 5	4
2	2502-222	5/16-18 X 1-1/4 HHFS GRADE 5	4
3	2502-225	5/16-18 X 1-1/2 HHFS GRADE 5	4
4	2940-560	SET SCREW	1
5	2965-500	HUB ASSEMBLY 1.406 SPINDLE	1
6	2965-501	HUB ASSEMBLY 2.406 SPINDLE	1
7	2965-502	HUB ASSEMBLY 1.157 SPINDLE	1



ITEM	PART NO	DESCRIPTION	QTY
1	2505-207	5/16-18 X 1-1/4 CARRIAGE HEAD BOLT GRADE 5	4
2	2520-206	5/16-18 FLANGE LOCK NUT	4
3	2570-742	D-BOLT FLANGE HEAD 5/8-11 X 3.812 GRADE 8	1
4	2965-128	HUB/BEARING ASSEMBLY	1
	2550-069	SEAL	1
	2570-594	BEARING	1
	2570-715	INSERT	1
	2965-351	HUB	1
	2533-110	GREASE FITTING	1
5	2965-352	HUB CAP	1
6	2967-602	SHARK TOOTH WHEEL	1
7	2520-465	5/8-11 FLANGE LOCK NUT GRADE 8	1



A Tradition of Solutions since 1930

Yetter Farm Equipment Co

PO BOX 358 109 S. McDonough

Colchester, IL 62326-0358

Phone: 309-776-4111

Toll Free: 800-447-5777

Email: [info@yetterco.com](mailto:info@yetterco.com)

For updated models and manuals visit the Yetter website:

[www.yetterco.com](http://www.yetterco.com)

© Yetter Farm Equipment Co. All Rights Reserved