

TWISTER[®]


CLOSING WHEELS

Yetter
FARM EQUIPMENT
SINCE 1930

With weather and field conditions changing every year, 6200 Twister Closing Wheels are a key component for even emergence.



TWISTER
CAST CLOSING
WHEEL ASSEMBLY



TWISTER POLY
RING CLOSING
WHEEL ASSEMBLY

BETTER CLOSING WHEEL PERFORMANCE

The twisted-spike design of the 6200 Twister Closing Wheel is key to breaking up the sidewall compaction caused by the planter opener discs. The spikes close and firm soil over the seed to eliminate air pockets, enhancing seed-to-soil contact for earlier germination and even emergence.

TWISTER CLOSING WHEEL FEATURES

- » Wheel utilizes twisted spikes and a rounded center
- » Ring design maintains wheel depth and also firms the soil
- » Closes the disc opening in both wet and ideal conditions
- » Available with full wheel assembly or as ring-only option for installation on factory rubber closing wheels

TWISTER WEIGHT PER ROW


- » Cast Closing Wheel Assembly: 32 lbs.
- » Cast Ring Closing Wheel Assembly: 20 lbs.
- » Poly Ring Closing Wheel Assembly: 8 lbs.




TWISTER
CAST RING



TWISTER
POLY RING



TWISTER CAST
RING CLOSING
WHEEL ASSEMBLY



TWISTER SHORT
POLY RING CLOSING
WHEEL ASSEMBLY



800.447.5777 | info@yetterco.com | www.yetterco.com

READY TO PUT A NEW SPIN ON CLOSING WHEEL PERFORMANCE?



6200 TWISTER CLOSING WHEEL

DON'T LEAVE SEED TRENCH CLOSURE UP TO CHANGE.

You prepare all year for the moment the seed goes in the ground. If you're rolling the dice with factory rubber closing wheels, or leaving it up to the weather Mother Nature sends your way, you're missing an opportunity to maximize yield.

Poor seed-to-soil contact is a major cause of uneven emergence, a problem that can result in yield loss. Factory rubber closing wheels are designed to firm up loose soil—but they do nothing to fracture sidewall compaction or ensure seeds are fully surrounded by soil.

To close the seed trench and set your crop up for even emergence, equip your planter with Yetter Twister Closing Wheels. The most effective setup is to run your Twisters in pairs on each row (left and right). As a general starting point, we recommend spacing your Twister Closing Wheels at 1 1/4" to 1 1/2".



Since its introduction, the Twister Closing Wheel has received positive feedback. In Beck's Practical Farm Research studies, the Twister increased yields by an average of 5.1 bushels per acre.*



Beck's PFR provides unbiased, farmer-focused research through studies conducted across the Midwest. The studies compared the Twister Closing Wheel with other closing wheels on the market.

*Please remember yield results vary based on many factors each year. Always consider your unique operation when deciding what equipment to invest in. Data found here is only a starting point.



CRUMBLES AND FIRMS SOIL SIMULTANEOUSLY

Twisted spikes enhance seed-to-soil contact and help create the ideal seed environment, leading to even crop emergence and higher yields. The rounded center ring—sized 12" to match the size of rubber closing wheels—maintains consistent depth.



WORKS IN DIVERSE FIELD CONDITIONS, COVER CROPS, AND TILLAGE PRACTICES

Optimize performance for minimum-till, conventional, strip-till, vertical tillage, or no-till by adjusting down pressure on the tail wheel closing arm.



FRACTURES THE SIDEWALL

In wet, unfavorable planting conditions, the Twister fractures the sidewall. This reduces the potential for crusting and the seed trench drying out and cracking open.



PREVENTS MUD BUILDUP

A smooth surface and a rounded center design help prevent problematic mud buildup, which can interfere with seed trench closure.



COST-EFFECTIVE AND EASY TO INSTALL

The Twister Poly Closing Wheel is built for durability with ultra-high molecular weight (UHMW) plastic. It takes as little as five minutes per row unit to install. Independent studies by Beck's Practical Farm Research have shown the Twister provides a positive return on investment.

EACH PLANTING SEASON, FARMERS FACE A CRITICAL CHALLENGE: HOW TO SUCCESSFULLY CLOSE THE SEED FURROW.



Yetter 6200 Twister Closing Wheels have a twisted-spike design that breaks up sidewall compaction and is effective in a wide range of soil conditions. Whatever your tillage practice or soil type, Twister Closing Wheels seal the seed furrow, ensuring seed-to-soil contact for optimal seed germination and uniform emergence.

SETUP OPTIONS:

- » Full wheel assembly replaces factory closing wheels on most planters
- » Available with optional drag chain
- » Ring-only insert option installs on most factory wheels

COMPATIBLE WITH:

- » John Deere MaxEmerge™ Plus, XP, and XP Pro
- » Kinze '93-current
- » AGCO White and Massey Ferguson
- » Great Plains
- » Monosem
- » Precision Planting Ready Row Unit
- » Case IH 1200 Series planters (requires conversion kit)

HERE'S HOW TO CHECK WHETHER YOU NEED A BETTER CLOSING WHEEL:

1. Inspect behind the planter when tillage practices and soil conditions change. An open V shape in the seed trench means you do NOT have seed-to-soil contact—resulting in yield loss.
2. Insert a 4" putty knife directly into a planted row, perpendicular to the direction of travel.
3. Using another 1" putty knife or similar scraper, scrape the soil out of the seed zone to reveal an opening approximately 6" long and equal to the width and depth of the inserted 4" putty knife.
4. Remove the 4" putty knife to reveal a cross-section of the planted row.
5. To understand what changes are needed to improve your closing wheel system, inspect the seed trench for excessive sidewall compaction, air pockets, and poor seed-to-soil contact.

With the Twister Closing Wheel, the seed trench is closed, giving you assurance that the investment you made in seed, chemical, fertilizer, and equipment will produce the yields you have planned for.



"I was able to close the furrow in heavy, no-till soybean residue, which helped ensure near-perfect emergence. This resulted in my highest no-till corn yields to date. Another bonus was being able to use this closing wheel in conventional till."

Steve Pitstick, IL